


eDeposit

DEPOSITING YOUR CHECKS @ DECU IS EASY!

With our Mobile App you can deposit checks safely and securely from anywhere.



To begin, endorse your check, adding "For Mobile Deposit Only" below your signature.

SAVES TIME

No need to visit the branch or ATM and it takes less than 30 seconds to complete.

CONVENIENT

Deposit up to \$50,000* in checks per business day from anywhere, anytime.

SAFE


Checks are transmitted securely.

1



Download our free **mBanking 3.0** app from Apple Store or Google Play.

2



Log in to your DECU account within the app using your Online Banking login information.

3



Tap the eDeposit icon.

Note: The first time you log in to eDeposit you will be asked to read and accept the Terms and Conditions.



DEERE EMPLOYEES
CREDIT UNION

Exclusively for the John Deere family

(800) 338-6739 | DCCU.COM

4



Tap on Send Deposit.

You will see a notice that states eDeposits will post to your account within two business days. Select **OK**.

5



Deposit To - Select the Share you would like the deposit to go to.

6




Enter the **Amount** of the check you are depositing. Select **Done** when you are finished.

7



Make certain to get the full check and include the full MICR line.



eDEPOSIT TIPS

- Always make certain to endorse the check with your signature and “For Mobile Deposit Only”. If the check is made payable to two parties, both parties must endorse the check
- Only use eDeposit for domestic checks not drawn on your own account.
- Checks must be made payable to an owner of the account.
- Checks may be rejected if they are incomplete, post-dated or stale-dated, made payable to a third party, or stamped with a “non-negotiable” watermark.
- Savings Bonds are not eligible for eDeposit.
- 90% of checks are cleared instantly; others are approved within 2 business days.
- Be certain to keep your check in a safe place for five days after the deposit has posted.

Tap on the image of the check that states **Front**. Your camera will activate. Place the check on a dark surface and align the check to fit within the green guide lines on your screen. Once the check image is in focus take a picture of the front of the check.

Repeat this process with the **Back** of the check. **Be sure to endorse the back of the check before taking a picture of it.**

**If our software is able to verify the check, you will have immediate access to your funds up to \$3,000. If the check is held for manual review, we will email you within 2 days once the check is approved.*